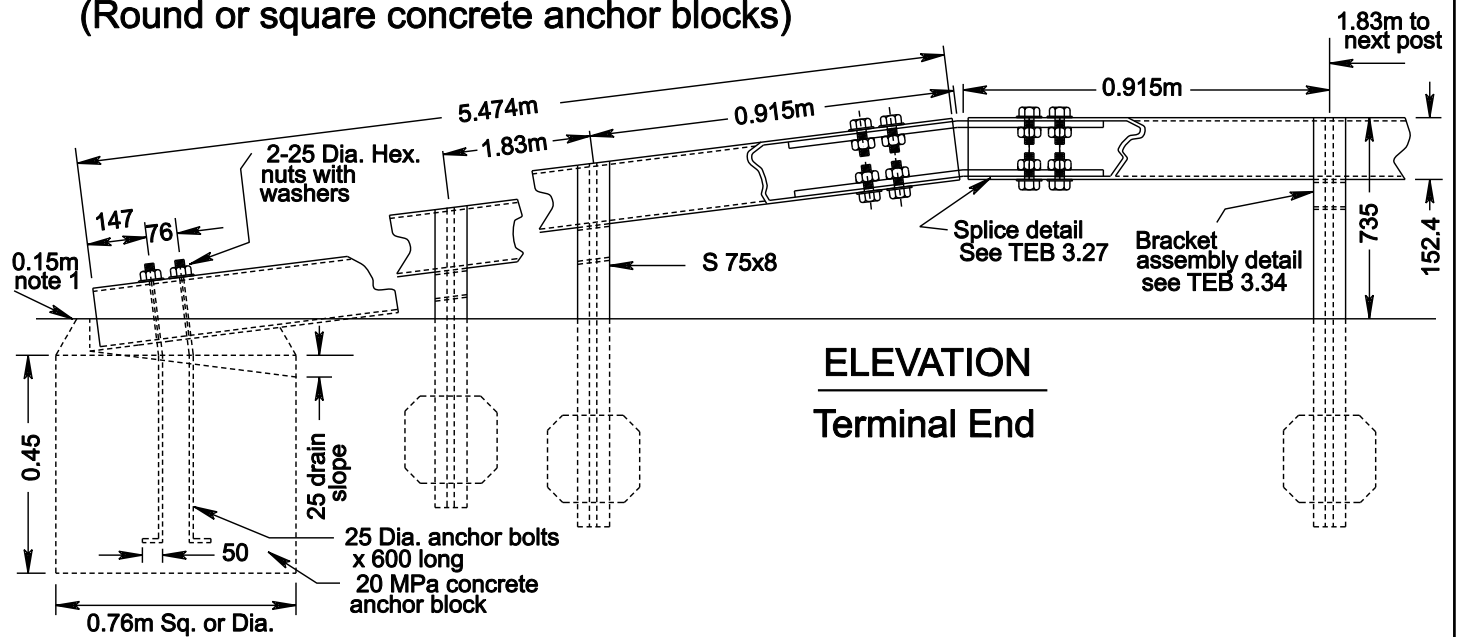
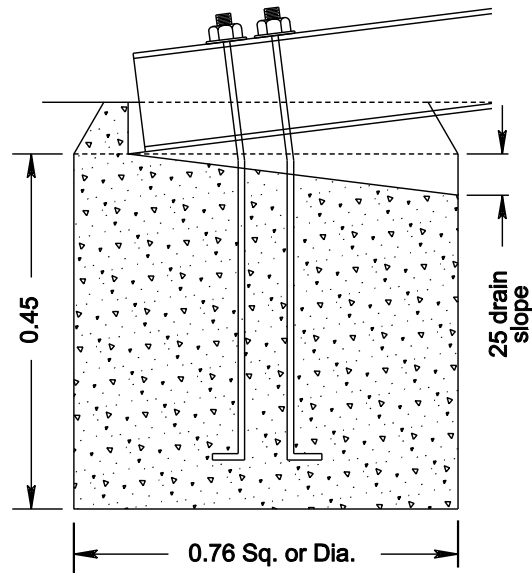
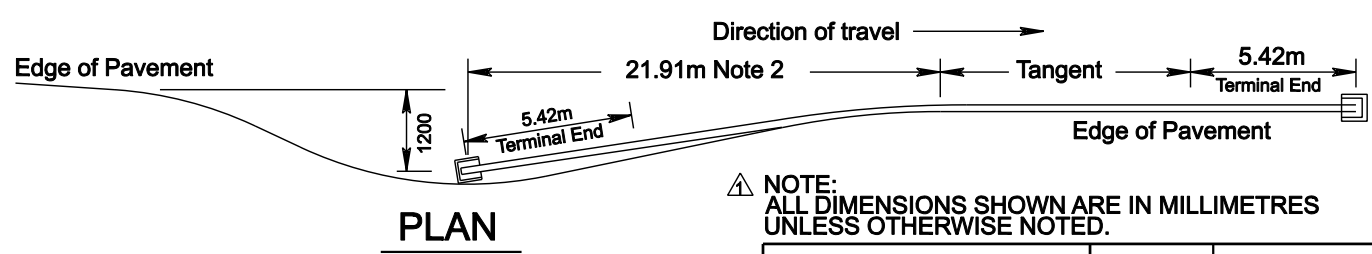


DETAIL

(Round or square concrete anchor blocks)



ELEVATION
Terminal End



PLAN

NOTE: ALL DIMENSIONS SHOWN ARE IN MILLIMETRES UNLESS OTHERWISE NOTED.

Alberta TRANSPORTATION AND UTILITIES Traffic Engineering Section Roadway Engineering Branch	DWG. No.	TEB 3.37
	Date	DEC. 13/92
	Revision	June 95
	Revision	April 07

**STANDARD BOX BEAM GUARDRAIL
INSTALLATION DETAIL FOR
END TREATMENT**

OBSOLETE
 1 SEPTEMBER 2011
 20 NOVEMBER 2012

1 SEPT. 2011. TURN DOWN ENDS WILL NO LONGER BE ACCEPTABLE FOR NEW INSTALLATIONS OR REPLACEMENT OF EXISTING ENDS. CRASH WORTHY END TREATMENTS SHALL BE USED.

20 NOV. 2012. WHERE EXISTING TURN DOWN END TREATMENTS NEED TO BE RE-BUILT AND/OR REPLACED DUE TO BEING HIT BY AN ERRANT VEHICLE, THE REPLACEMENT WITH A CRASHWORTHY END TREATMENT IS SUBJECT TO FUNDING AVAILABILITY.