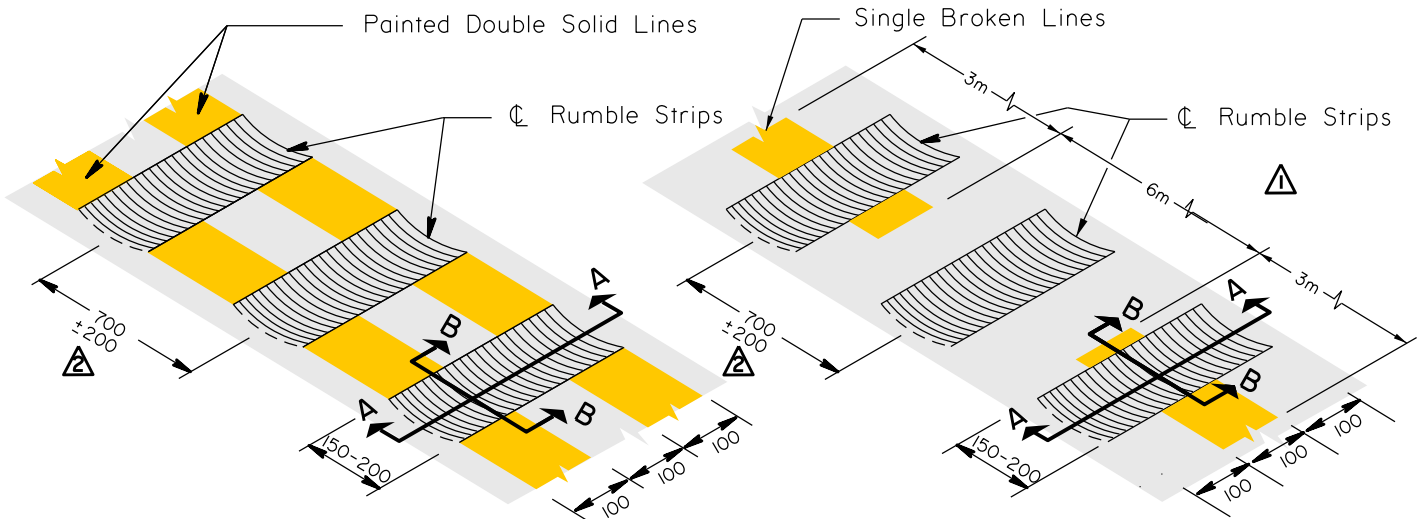
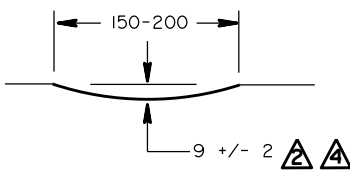


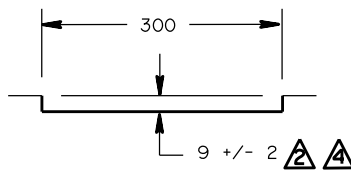
GENERAL VIEW (UNDIVIDED HIGHWAY)



CENTRELINE RUMBLE STRIP INSTALLATION



SECTION 'B-B'



SECTION 'A-A'

NOTE: All dimensions are in millimetres unless otherwise specified.



Notes: Centreline Milled Rumble Strips

1. Milling shall be done after painted roadway lines are installed.
2. For existing or new pavements, milling of centreline rumble strips shall be centered on the painted lines.
3. The milled strips shall be continuous over the length required.
4. Centreline rumble strips shall only be installed where indicated in the Special Provisions or as directed by the Consultant.
5. Rumble strips shall not be installed in urban areas or within 300m of residences (to be measured from the proposed rumble strip location to the nearest point on the residential structure).
6. Rumble strips shall not be installed within 50m of the centre of an intersection.
7. The centreline may be fogged if directed by the Consultant.

△	Title changed.	H.C.	SEP 10/21
△	Revised note 5.	P.M.	10 Oct 17
△	Revised notes and pavement marking.	P.M.	26 July 11
△	Revised notes 1, 2 and 7 and rumble strip depth.	B.K.	24 May 11
△	Revised notes 5.	B.K.	15/05/07
△	Depth and spacing revised. Notes 6 and 7 added.	B.K.	09/05/06
△	Add typical broken line installation and edit notes	B.K.	05/06/06
No.	REVISIONS	BY	DATE

Approved:

FOR Executive Director,
Technical Standards Branch

Date: SEPTEMBER 10, 2021

Alberta

**MILLED RUMBLE STRIPS
FOR CENTRELINE**

Prepared By: S.L. Checked By: H.C. Scale: N.T.S. Dwg No.: CB6-3.52M4