
Trail Development Process

Brad Jones, Recreation Manager

Recreation, Education and Partnerships Unit
Lands Delivery and Coordination South Branch
Lands Division
Alberta Forestry and Parks

Public Lands are multi-use, complex and diverse landscapes.

Responsible land management requires:

- A strategic, planned approach to land use
- Managing competing values
- Collaboration, cooperation, integration and communication

Strategic Approach

Legislation

- Trails Act, Public Lands Act

Policy

- Integrated Resource Plans, Regional/Sub-regional plans

Planning

- Trail Management Plan (Trails Act)

A new paradigm

- The Trails Act was proclaimed in 2022
- Provides a new regulatory environment to manage trails on crown land
- Enables:
 - Development of trail management plans
 - Designation of Provincially Designated Trails
 - Trail Manager to be assigned



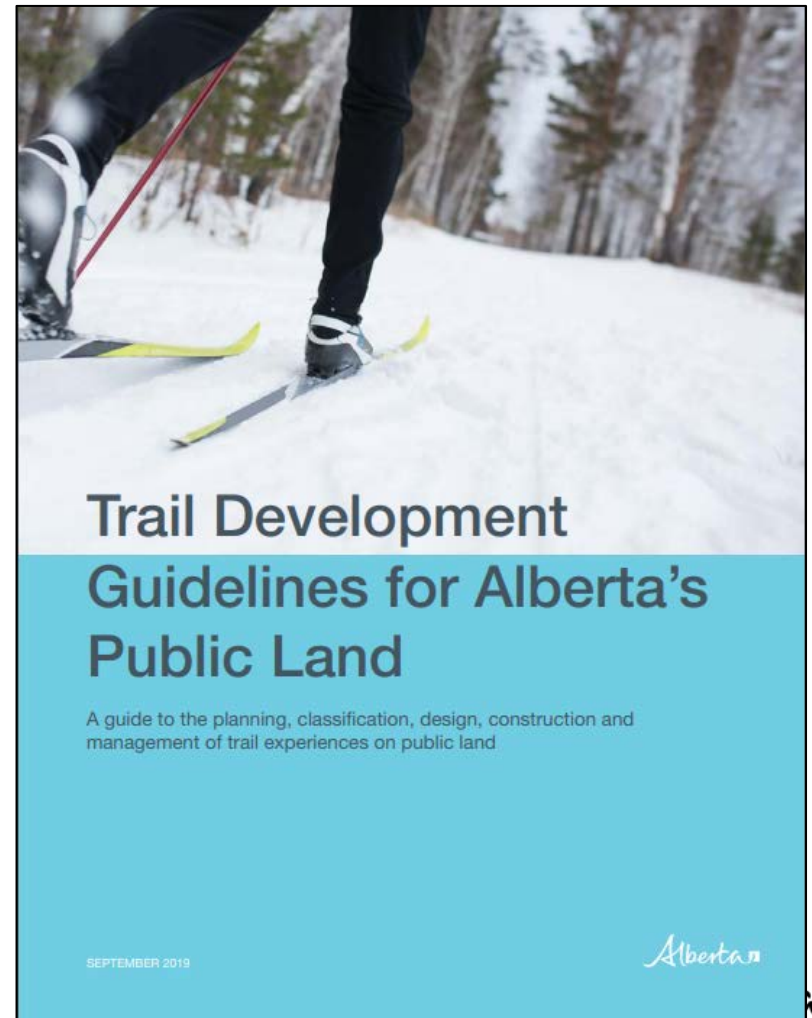
Under the *Trails Act*:

- A trail may be designated by Ministerial Order enabled by an approved Trail Management Plan (TMP).
- The requirements of a trail management plan may be satisfied by the approval process discussed in this presentation

Overall Process



We got a book for that...



Proposal & Feasibility

Proposals

- Project 'pre-planning'
- Determines project suitability and resourcing
- Undertaken by trail managers or partners
 - That is, we need to see organizations submitting new proposals


Good Proposals

- ✓ Demonstrate consideration of planning elements
- ✓ Demonstrate project value
- ✓ Demonstrate technical feasibility considerations
- ✓ Demonstrate resource availability

High-level Considerations

- All proposals evaluated for high-level feasibility
 - Technical Feasibility (can we?)
 - Priority Feasibility (do we want to?)
 - Resource Feasibility (will we?)

Planning



Tell the story of the project

- Who
- What
- When
- Where
- Why
- How



Trail Management Objectives

- From Alberta's Trail Development Guidelines for Alberta's Public Land

Trail Management Objective (TMO)
Documents and describes the management intention of the trail in a clear, consistent and understandable way.

Trail Management Objectives

Region: Trail Manager: Land Manager:

Trail Name: Trail Number (Segment):

Trail Beginning: Beg. Milepost:

Trail Ending: End. Milepost:

Trail Length: km Trail Mileage Source: Wheel GPS Map

TMO Trail Section

Section Beginning: Beg. Milepost:

Sec.# Section End: End. Milepost:

Trail Classification

(Check any that apply)

Trail Type

Summer
 Winter
 Water
 Vertical

Level of Development

Developed
 Moderately Developed
 Minimally Developed

(Check one in each category)

Enthusiast Group

Non-Motorized
 Mechanized
 Motorized
 Mixed Use

Use Type

Single-Use
 Multi-Use

Intended Use

Equestrian
 Mountain Biking
 Dog Sledding
 Snowshoeing
 Cross-Country Skiing
 Snow Machine

Activity Type	Permitted (Y/N)	From Date	To Date
Pedestrian (walking, running, hiking, backpacking)			
Equestrian (includes saddle and pack, endurance riding)			
Equestrian – Horse Drawn Vehicle (horse and buggy/ cart, covered wagon, horse drawn sleigh)			
Off-Road Cycling (self-propelled)			
Cross-Country Skiing – Classic			
Cross-Country Skiing – Skate			
Snowshoeing			
Dog Sledding and skijoring			
Off-Road Cycling (e-assist)			
Two-wheeled Motorized Vehicle (one front and one back)			
Motorized vehicle with width 60" or less			
Motorized vehicle width greater than 60" but less than 72"			
Motorized vehicle with width greater than 72"			
Snow Vehicle with width 60" or less			
Snow Vehicle with width greater than 60"			

AEP Trail Management Objective Form Page of

Trail Management Objectives

Trail Name: Trail Number:

Trail User Objectives
(Check all that apply)

Escape
 Solitude
 Challenge
 Play
 Nature
 Risk
 Exercise
 Socializing
 Connectivity
 Efficiency

Design Parameters
(Fill in all that apply)

Tread Width (m)
 Target Grade (%)
 Maximum Grade / Proportion (%)
 Target Cross-Slope (%)
 Clearing Width / Height (m)
 Turning Radius (m)
 Tread Protrusions

Trail Surfacing
 Natural Imported Stabilized Paved Snow

Management-Inspection Frequency
(Fill in all that apply)

Trail Opening
 Tread Repair
 Drainage Cleanout
 Enforcement Patrol
 Brushing
 Snow Trail Grooming
 Condition Survey

Technical Trail Features (if any)

Signage and Wayfinding

Amenities

Trail Designer or Manager

Name: Signature:

Title: Date:

AEP Trail Management Objective Form Page of

Figure 4 Trail Management Objective Form Template 2019

Reviews & Referrals

Typical Reviews & Referrals

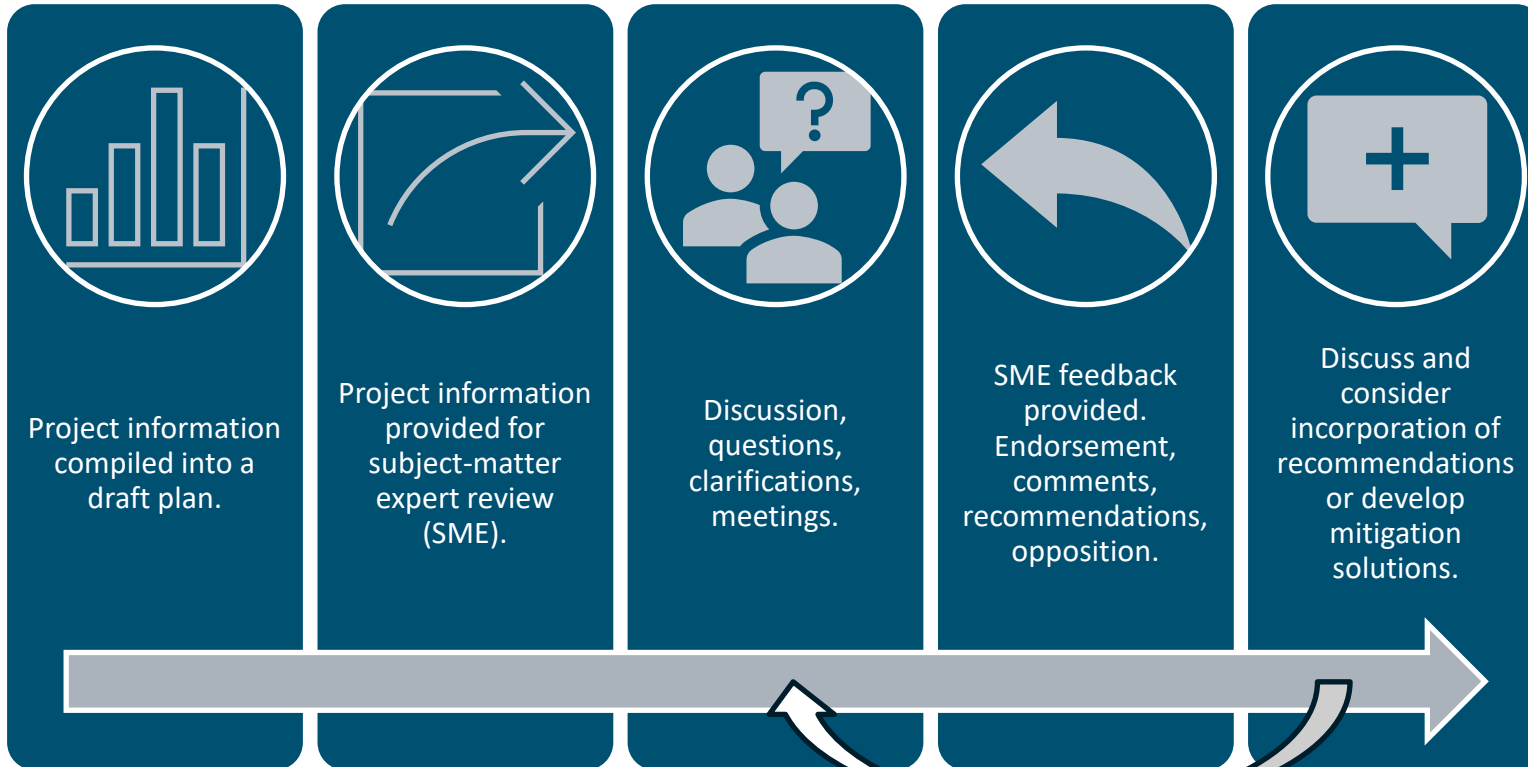
Desktop Review

- Geospatial analysis
- Landscape Analysis Tool (LAT) report
- Landscape Analysis Indigenous Relations Tool (LAIRT)
- Fisheries and Wildlife Management Information System (FWMIS)
- Alberta Conservation Information Management System (ACIMS)
- Land Standing Report

Referrals

- Forest Officer
 - Lands Officer
 - Rangeland Agrologists
 - Recreation Specialists
 - Biologists (Fisheries & Wildlife)
 - Ecologists
 - *Water Act* Specialists
 - Integrated Resource Management Specialists

Referral Process



Consultation & Engagement

Consultation & Engagement

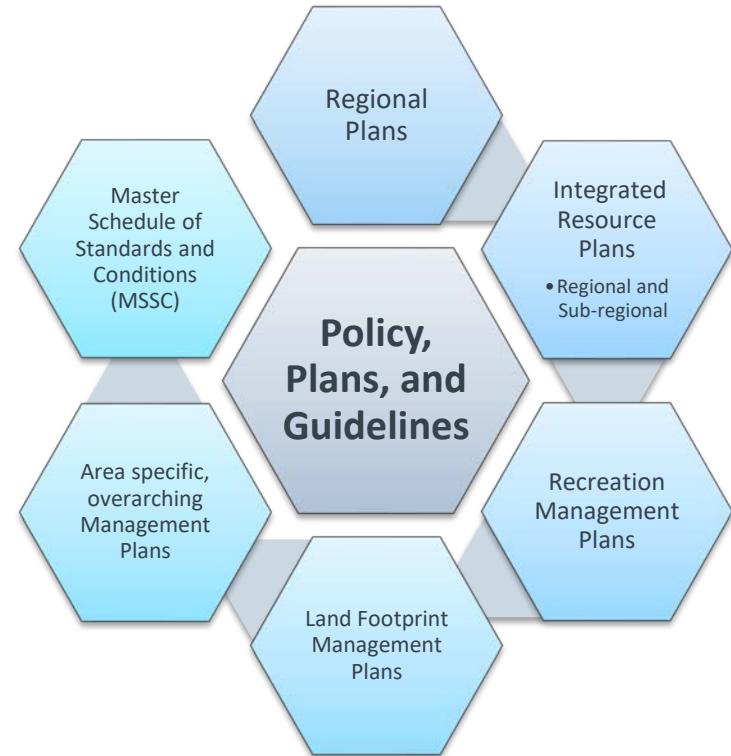


Engagement Process



Policy and Regulatory Approvals

Legislation, Policy & Guidelines



Construction

- Mitigatory conditions
- Construction standards
- Wildlife Sweep
- Timing restrictions
- Codes of Practice and associated Policies
- Authorization to start work



Maintenance

Maintenance considerations should be part of your proposal.

- How will the project be maintained?
- By who?
- What happens if your group cannot continue to maintain?



Questions?



Resource Documents

Alberta's Public Land Trails Grant Program

Alberta's Public Land Trail Guide

Trail Development Guidelines for Alberta's Public Lands