

Grade 9

Assessment Highlights

Knowledge & Employability

English Language Arts

Alberta Provincial Achievement Testing

2017–2018

This document was written primarily for:

Students	
Teachers	✓ of KE English Language Arts
Administrators	
Parents	
General Audience	
Others	

For further information, contact

Ray Shapka, Senior Manager, at
Ray.Shapka@gov.ab.ca

Nicole Lamarre, Director, Student Learning Assessments and Provincial Achievement Testing, at
Nicole.Lamarre@gov.ab.ca, or

Provincial Assessment Sector: 780-427-0010
Toll-free within Alberta: 310-0000.

The [Alberta Education website](http://education.alberta.ca) is found at education.alberta.ca.

Copyright 2018, the Crown in Right of Alberta, as represented by the Minister of Education, Alberta Education, Provincial Assessment Sector, 44 Capital Boulevard, 10044 108 Street NW, Edmonton, Alberta T5J 5E6, and its licensors. All rights reserved.

Special permission is granted to **Alberta educators only** to reproduce, for educational purposes and on a non-profit basis, parts of this document that do **not** contain excerpted material.

Contents

The 2018 Grade 9 Knowledge and Employability English Language Arts Achievement Test.....	1
Part A: Writing —2018 Test Blueprint.....	2
Part A: Writing —2018 Student Achievement	3
Part A: Writing —Commentary on 2018 Student Achievement	4
Part B: Reading —2018 Test Blueprint and Student Achievement.....	6
Part B: Reading —Commentary on 2018 Student Achievement.....	7
Provincial Achievement Testing Program Support Documents.....	10

The 2018 Grade 9 Knowledge and Employability English Language Arts Achievement Test

This report provides teachers, school administrators, and the public with an overview of the performance of those students who wrote the 2018 Grade 9 Knowledge and Employability English Language Arts Achievement Test. It complements the detailed school and jurisdiction reports.

How Many Students Wrote the Test?

A total of 1 271 students wrote both parts of the 2018 Grade 9 Knowledge and Employability English Language Arts Achievement Test.

What Was the Test Like?

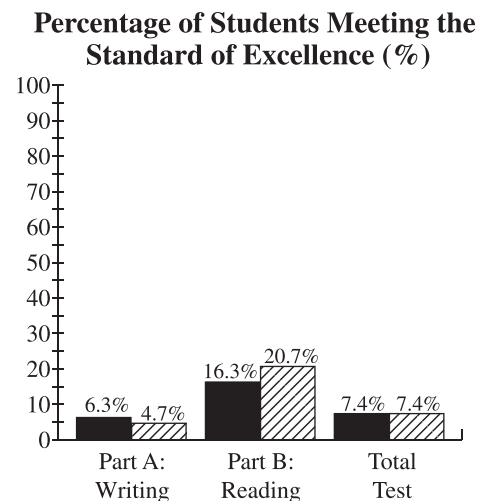
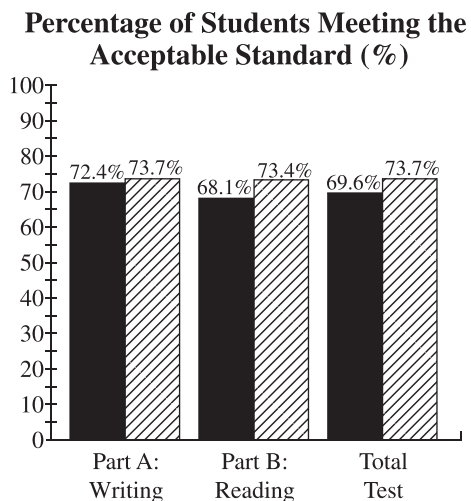
The 2018 Grade 9 Knowledge and Employability English Language Arts Achievement Test had two parts:


Part A: Writing consisted of a Persuasive Essay-Writing Assignment worth 35 marks (35% of the total mark). The Persuasive Essay-Writing Assignment provided students with a context (situation) and a collection of materials that students could use if they wanted to.


Part B: Reading consisted of 50 multiple-choice questions worth 65 marks (65% of the total mark). The reading selections were from fiction, non-fiction, drama, poetry, and visual media.

How Well Did Students Do?

The percentages of students meeting the acceptable standard and the standard of excellence in 2018 are shown in the graphs below. Out of a total possible score of 100 (parts A and B), the provincial average was 60.8%. The results represented in this report are based on scores achieved by all students who wrote the test, including those in French Immersion and Francophone programs.



 2018 Achievement Standards: The percentage of students in the province who met the acceptable standard and the standard of excellence on the 2018 Grade 9 Knowledge and Employability English Language Arts Achievement Test (based on those who wrote).

 2017 Achievement Standards: The percentage of students in the province who met the acceptable standard and the standard of excellence on the 2017 Grade 9 Knowledge and Employability English Language Arts Achievement Test (based on those who wrote).

Part A: Writing—2018 Test Blueprint

The blueprint for *Part A: Writing* identifies the scoring/reporting categories by which student writing is assessed and by which 2018 summary data are reported to schools and school authorities; it also provides a description of the writing assignments and the achievement standards.

<p>Description of Writing Assignment</p>	<p>The writing assignment requires students to respond to a prompt that provides a given context (situation) and a collection of materials that students may use, if they wish. These materials may include graphics, quotations, and short literary excerpts. Students may use ideas from previous experience and/or reading. Students are to respond by writing a persuasive essay.</p>
<p>Reporting Category</p>	<p>Content* (selecting ideas and details to achieve a purpose) Students respond to a given topic by writing an essay. Students establish their purpose, select ideas and supporting details to achieve the purpose, and communicate in a manner appropriate to their audience.</p>
	<p>Organization* (organizing ideas and details into a coherent whole) Students organize their ideas to produce a unified and coherent essay that links details, sentences, and paragraphs, and that supports the purpose.</p>
	<p>Sentence Structure (structuring sentences effectively) Students control sentence structure and use a variety of sentence types, sentence beginnings, and sentence lengths to enhance communication.</p>
	<p>Vocabulary (selecting and using words and expressions correctly and effectively) Students choose specific words and expressions that are appropriate for their audience and effective in establishing a voice/tone that will help to achieve their purpose.</p>
	<p>Conventions (using the conventions of written language correctly and effectively) Students use conventions accurately and effectively to communicate.</p>
<p>Standards</p>	<p>Student achievement in each reporting category will be described according to the following descriptors:</p> <ul style="list-style-type: none"> Excellent Proficient Satisfactory Limited Poor INS (insufficient)

**Note: Content and Organization are weighted to be worth twice as much as the other categories.*

Part A: Writing—2018 Student Achievement

In 2018, 72.4% of students who wrote the test achieved the acceptable standard on *Part A: Writing* of the Grade 9 Knowledge and Employability English Language Arts Achievement Test, and 6.3% of students who wrote achieved the standard of excellence.

Student Achievement by Assignment and Reporting Category

The chart below illustrates the percentage of students achieving writing standards for each writing assignment and reporting category.

		Essay-Writing Assignment				
		Reporting Category				
		Content	Organization	Sentence Structure	Vocabulary	Conventions
Writing Standard	Score*	Percentage of Students	Percentage of Students	Percentage of Students	Percentage of Students	Percentage of Students
Excellent	5.0	0.9%	0.8%	0.9%	1.2%	0.5%
	4.5	2.8%	2.6%	1.2%	2.0%	1.3%
Proficient	4.0	9.2%	8.6%	7.9%	10.1%	7.2%
Satisfactory	3.5	15.1%	12.0%	10.6%	13.8%	9.2%
	3.0	36.0%	32.5%	31.5%	46.8%	29.2%
	2.5	15.7%	18.1%	21.5%	12.6%	20.2%
Limited	2.0	15.7%	18.5%	19.4%	10.3%	23.2%
	1.5	2.1%	3.0%	3.3%	1.3%	4.0%
Poor	1.0	1.6%	3.1%	2.7%	0.9%	4.2%
Insufficient / No Response	0	0.9%	0.9%	0.9%	0.9%	0.9%

* Scores of 4.5, 3.5, 2.5, and 1.5 occur only when local marks and central marks are averaged.

Part A: Writing—*Commentary on 2018 Student Achievement*

In the 2018 scoring session, teachers from throughout the province scored 1 271 student test booklets. Teachers who marked the tests were generally pleased with the quality of most papers. Students who wrote *Part A: Writing* of the 2018 Grade 9 Knowledge and Employability English Language Arts Achievement Test achieved an average of 20.0 out of a raw score of 35. The provincial average on the Essay-writing Assignment was approximately 57.1%.

Essay-writing Assignment

In the 2018 Essay-writing Assignment, students were required to respond to a prompt that provided a context and a collection of materials that students could use, if they wished. Students were to respond in the form of a persuasive essay. The wording of the assignment, in posing the question “Should schools require students to use only electronic textbooks?” and inviting students to “Write a persuasive essay for the school’s principal detailing your point of view regarding the textbook policy change,” encouraged students to bring their knowledge and experiences into their writing.

Training for the marking session always emphasizes the need to look at the strengths of the writer and to mark only what is written. When marking, markers conscientiously examined the “Focus” section of the scoring categories to orient themselves to distinctions within the scoring criteria as well as the various scoring descriptors in each scoring scale in order to arrive at judgments regarding the qualities of a response. Markers conscientiously used their exemplar documents to support the scoring criteria in distinguishing among scoring categories. Each response is to be reviewed according to each category in the scoring criteria. Every effort is made to score each response in a valid and reliable manner.

Students responded to the prompt bringing their prior knowledge and experience into their writing. Teachers who took part in the marking session noted that many students were adept at listing the pros and cons related to the issue and added background knowledge to the content of the writing. They also noted that generally, the writing demonstrated clear introductions and ideas and details that were relevant and supported the responses, which tended to strengthen the writing.

The following excerpts contain examples from responses that achieved “Satisfactory” scores:

- “The books don’t need power or internet to turn them on, you just open a page.”
- “My thoughts are that if the school does bring in e-books then students could become even more distracted.”
- “If it’s online, and on our devices, they are light and convenient.”

In responses such as those from which these excerpts were taken, students explored the topic in a clear and plausible manner. The writer’s point of view was evident and, for the most part, students approached the topic from one side of the issue. The ideas and details provided were appropriate, and supporting details tended to be relevant, but general in nature. At times, additional supporting details would have enhanced the writing. The introduction was functional and a focus was generally maintained. The conclusion was related to the focus. Ideas were developed in a discernible order. However, coherence tended to falter at times. Transitions tended to be mechanical and generally connected ideas within sentences but less so between paragraphs. Also evident in such student responses was sentence structure that was generally controlled. Sentence type and sentence length were sometimes varied, and there was some variety of sentence beginnings. Words and expressions were generally used appropriately. The tone or voice created by the writer was evident, and it was noted that the topic engaged the students. Generally correct use of conventions was seen, although errors occasionally reduced the clarity and flow of the response.

The following excerpts contain examples from responses that achieved “Proficient” or “Excellent” scores.

- “Textbooks expire when the knowledge gets old.”
- “The E-Book is very fragile and can be broken very easily if not taken care of.”
- “E-textbooks on the other hand, have virtual pages making it impossible to put graffiti in them.”

In responses such as those from which these excerpts were taken, students demonstrated work in which the exploration of the topic was adept and/or logical or insightful and/or discerning. The introductions were purposeful or engaging, and the conclusions reinforced or enhanced the focus. Sentence structure was consistently controlled and sentence type, length, and beginnings were consistently varied. Words and expressions were well-chosen and supported or enhanced the writer’s position. Few errors in conventions were evident, and any errors that were present rarely reduced the clarity and flow of the response.

Part B: Reading—2018 Test Blueprint and Student Achievement

In 2018, 68.1% of students who wrote the test achieved the acceptable standard on *Part B: Reading* of the Grade 9 Knowledge and Employability English Language Arts Achievement Test, and 16.3% of students achieved the standard of excellence.

Student achievement on *Part B: Reading* of the 2018 Grade 9 Knowledge and Employability English Language Arts Achievement Test averaged 31.4 out of 50 (approximately 62.8%).

The blueprint below shows the reporting categories and language functions by which 2018 summary data are reported to schools and school authorities, and it shows the provincial average of student achievement by both raw score and percentage.

Reporting Category	Language Function		Provincial Student Achievement (Average Raw Score and Percentage)
	Informational	Narrative / Poetic	
Identifying and Interpreting Ideas and Details Students construct meaning by recognizing explicit or implicit ideas and details and make inferences about the relationships between ideas, details, and events.			11.9/18 (66.1%)
Interpreting Text Organization Students identify and analyze the author’s use of genre. Students identify and analyze the author’s choice of form, text features, organizational structure, style, literary techniques, and conventions.			4.5/8 (56.3%)
Associating Meaning Students use contextual clues to determine the denotative and connotative meaning of words, phrases, and figurative language (e.g., simile, metaphor, hyperbole, idioms, irony, symbolism).			3.1/5 (62.0%)
Synthesizing Ideas Students draw conclusions and make generalizations by integrating information in order to identify the tone, purpose, theme, main idea, point of view, or mood of a passage.			12.0/19 (63.2%)
Provincial Student Achievement (Average Raw Score and Percentage)	15.3/24 (63.8%)	16.1/26 (61.9%)	Part B: Reading Total Test Raw Score = 31.4/50 (62.8%)

Part B: Reading—*Commentary on 2018 Student Achievement*

The following is a discussion of student achievement on *Part B: Reading* of the 2018 Grade 9 Knowledge and Employability English Language Arts Achievement Test. Sample questions are provided to highlight the levels of achievement of students who met the acceptable standard, students who met the standard of excellence, and students who did not meet the acceptable standard.

Students were presented with a variety of Informational and Narrative/Poetic texts, which included an excerpt from a book, a short informational article, a job profile, a cartoon, a biography, and a poem.

In the content area of **Identifying and Interpreting Ideas and Details**, students were expected to construct meaning by recognizing explicit or implicit ideas and details and making inferences about the relationships between these ideas and details.

Multiple-choice question 23 required students to infer the implicit meaning of a detail in a news article.

23. In context, the quotation “He’s go go go” (lines 24 to 25) implies that Ben Staley is
- A. distracted
 - B. motivated
 - C. athletic
 - D. casual

5.0% of the students chose A

81.5% of the students chose B (correct answer)

10.5% of the students chose C

2.9% of the students chose D

Approximately 89.6% of students who met the acceptable standard were able to answer this question correctly, whereas about 98.9% of students who met the standard of excellence chose the correct response.

In the content area of **Interpreting Text Organization**, students were expected to identify and analyze the author’s use of genre. Students identified and analyzed the author’s choice of form, organizational structure, style, literary techniques, text features, and conventions.

Multiple-choice question 49 required students to identify the author’s use of a literary technique (irony) in a cartoon.

49. In which frame is irony **best** reflected?

- A. Frame 1
- B. Frame 2
- C. Frame 3
- D. Frame 4

12.0% of the students chose A

21.4% of the students chose B

17.2% of the students chose C

49.1% of the students chose D (correct answer)

Approximately 54.7% of students who met the acceptable standard were able to answer this question correctly, whereas about 79.8% of students who met the standard of excellence chose the correct response.

In the content area of **Associating Meaning**, students were expected to use contextual clues to determine the connotative and denotative meanings of words, phrases, and figurative language.

Multiple-choice question 13 required students to identify the word closest in meaning to a given word from context, in an excerpt from a short story.

13. Which of the following words is closest in meaning to the word “paperbacks” (line 16)?

- A. *Education*
- B. *Learning*
- C. *Books*
- D. *Facts*

15.2% of the students chose A

13.2% of the students chose B

60.3% of the students chose C (correct answer)

11.1% of the students chose D

Approximately 67.6% of students who met the acceptable standard were able to answer this question correctly, whereas about 96.8% of students who met the standard of excellence chose the correct response.

In the content area of **Synthesizing Meaning**, students were expected to make generalizations by integrating information from a selection in order to identify the purpose, theme, main message, point of view, or mood of the selection.

Multiple-choice question 37 required students to generalize information to draw a conclusion related to a character's feelings in a poem.

37. The reason the speaker felt like a “punchbag” (line 11) was **most likely** because he was
- A. strong
 - B. jealous
 - C. athletic
 - D. mistreated

13.2% of the students chose A

5.4% of the students chose B

3.2% of the students chose C

78.1 % of the students chose D (correct answer)

Approximately 89.5% of students who met the acceptable standard were able to answer this question correctly, whereas 100% of students who met the standard of excellence chose the correct response.

Provincial Achievement Testing Program Support Documents

The Alberta Education website contains several documents that provide valuable information about various aspects of the Provincial Achievement Test program. To access these documents, go to the [Alberta Education website](#). Click on one of the specific links to access the following documents.

Achievement Testing Program *General Information Bulletin*

The [General Information Bulletin](#) is a compilation of several documents produced by Alberta Education and is intended to provide superintendents, principals, and teachers with easy access to information about all aspects of the Provincial Achievement Test program. Sections in the bulletin contain information pertaining to schedules and significant dates; security and test rules; test administration directives, guidelines, and procedures; calculator and computer policies; test accommodations; test marking and results; field testing; resources and web documents; forms and samples; and Provincial Assessment Sector contacts.

Subject Bulletins

At the beginning of each school year, subject bulletins are posted on the Alberta Education website for all Provincial Achievement Test subjects for grades 6 and 9. Each bulletin provides descriptions of assessment standards, test design and blueprinting, and scoring guides (where applicable) as well as suggestions for preparing students to write the tests and information about how teachers can participate in test development activities.

Examples of the Standards for Students' Writing

For Provincial Achievement Tests in grades 6 and 9 English Language Arts and Français/French Language Arts, writing samples are designed for teachers and students to enhance students' writing and to assess this writing relative to the standards inherent in the scoring guides. The exemplars documents contain sample responses with scoring rationales that relate student work to the scoring categories and scoring criteria.

Previous Achievement Tests and Answer Keys

All January Provincial Achievement Tests (parts A and B) for Grade 9 semestered students are secured and must be returned to Alberta Education. All May/June Provincial Achievement Tests are secured except Part A of grades 6 and 9 English Language Arts and Français/French Language Arts. Unused or extra copies of only these Part A tests may be kept at the school after administration. Teachers may also use the released items and/or tests that are posted on the Alberta Education website.

Parent Guides

Each school year, versions of the [Alberta Provincial Achievement Testing Parent Guide](#) for grades 6 and 9 are posted on the Alberta Education website. Each guide answers frequently asked questions about the Provincial Achievement Test program and provides descriptions of and sample questions for each Provincial Achievement Test subject.

Involvement of Teachers

Teachers of grades 6 and 9 are encouraged to take part in activities related to the Provincial Achievement Test program. These activities include item development, test validation, field testing, and marking. In addition, arrangements can be made through the Alberta Regional Professional Development Consortia for teacher in-service workshops on topics such as interpreting Provincial Achievement Test results to improve student learning.